

AD160

COMMERCIAL

Range

What's Included

- Castable Refractory Clay Oven
- Flue
- Steel Slab Base (Preassembled Only)
- Steel Sub Floor
- 1 Pizza Paddle
- Refractory Brick Floor
- 1 Recipe Book
- 1 Powder Coated Oven Door
- 1 Oven Stand (Preassembled Only)

Preassembled Oven

20ft container load 4 units
40HQ container load 10 units

DIY Kit

20ft container load 8 units
40HQ container load 28 units



Oven Dimensions:

External Dimensions of Oven

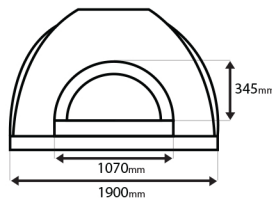
Length (front to back) 2200mm
Width (left to right) 1900mm
Oven height (excluding flue) 800mm
Weight (preassembled) TBA
Weight (DIY) 663kg

Internal Dimensions of Oven

Length (front to back) 1815mm
Width (left to right) 1600mm

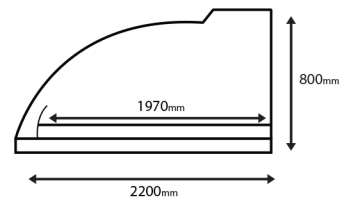
Flue Details

Flue height 1000mm
Flue diameter 150mm



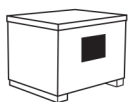
Oven Diagram (Front)

Width 1900mm
Height +/- 800mm
Arch width 1070mm
Arch height 345mm



Oven Diagram (Side)

Length 2200mm
Height +/- 800mm
Internal length 1970mm

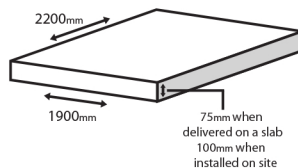


Box Dimensions

Preassembled	DIY Kit
(L) 2215mm	(L) 1570mm
(W) 2050mm	(W) 1120mm
(H) 1000mm	(H) 1250mm

Preassembled only

Slab Size



Weight

TBA Preassembled
663kg DIY

