

What's Included

- Castable Refractory Clay Oven
- Steel Slab Base
- Steel Sub Floor
- 1 Pizza Paddle
- Refractory Brick Floor
- 1 Recipe Book
- 1 Powder Coated Oven Door
- 1 Oven Stand



Style A: with Steel Base & Stand



Style B: with Concrete Base Only

Preassembled Oven

- 40HQ container load (A) 20 units
- 40HQ container load (B) 40 units

Oven Dimensions:

STYLE A:

External Dimensions of Oven

Length (front to back)	1100mm
Width (left to right)	1100mm
Oven height (excluding flue)	610mm
Round Steel base slab height	110mm

STYLE B:

External Dimensions of Oven

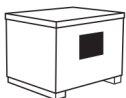
Length (front to back)	1050mm
Width (left to right)	900mm
Oven height (excluding flue)	610mm
Round Steel base slab height	70mm

Internal Dimensions of Oven

Length (front to back)	940mm
Width (left to right)	700mm

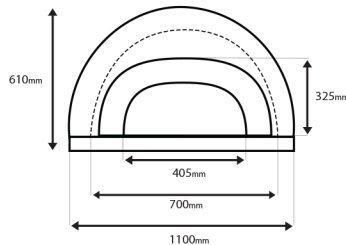
Flue Details

Flue height	600mm
Flue diameter	150mm



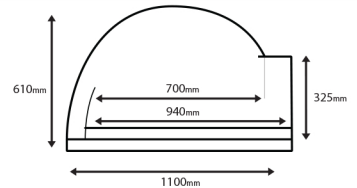
Box Dimensions

Montagu (A)	Montagu (B)
(L) 1200mm	(L) 1260mm
(W) 1150mm	(W) 1150mm
(H) 1150mm	(H) 920mm



Oven Diagram (Front)

Width	1100mm
Height	610mm
Arch width	405mm
Arch height	325mm
Internal Chamber	700mm



Oven Diagram (Side)

Length	1100mm
Height	610mm
Internal length	940mm
Front height	440mm



Weight

422kg - Style A
440kg - Style B

